

VIII. Weak Interactions: W and Z bosons

❖ The force carriers in weak interactions are (as in QED and QCD) spin-1 **bosons** that **couple** to **quarks** and **leptons**.

→ The force carriers of weak interactions are three **intermediate vector bosons**: W^+ and W^- (mass 80.4 GeV) and Z^0 (91.2 GeV). Since the W^+ , W^- and Z^0 bosons are **very massive** particles, the weak interactions have a very **short range** (order of 2×10^{-3} fm).

❖ Before the Electroweak Theory was developed, all observed weak processes were **charged current reactions** (e.g. β -decay) mediated by W^+ or W^- bosons.

→ The Electroweak theory predicted that **neutral current reactions** caused by the Z^0 boson should exist.

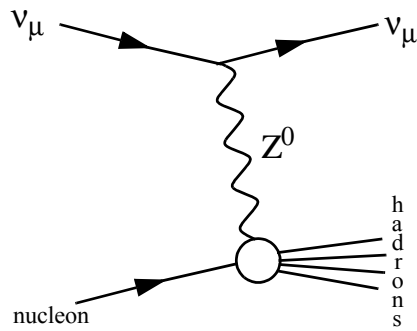


Figure 78: A predicted neutral current reaction which is characterized by no muon in the final state




Figure 79: One of the first neutral current reactions as seen by the Gargamelle bubble chamber experiment in 1973.

Discovery of the W and Z bosons.

❖ The first study of direct production and decay of the **W and Z vector** bosons were made by the **UA1 and UA2 experiments** at the SPS proton-antiproton collider at CERN.

➔ **PRODUCTION:** In proton colliders the W and Z bosons are produced by quark-antiquark annihilations:

$$u + \bar{d} \rightarrow W^+ , \quad d + \bar{u} \rightarrow W^- \quad (94)$$

$$u + \bar{u} \rightarrow Z^0 , \quad d + \bar{d} \rightarrow Z^0 \quad (95)$$

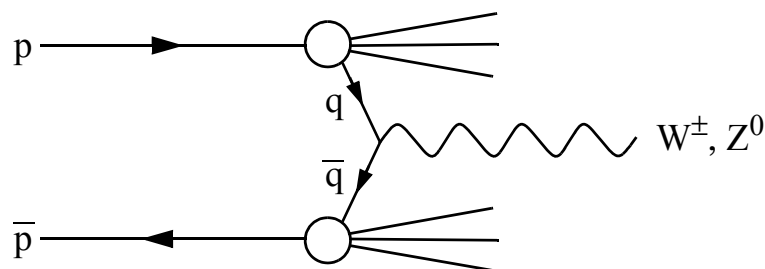


Figure 80: The mechanism of W^\pm and Z production in $p\bar{p}$ annihilation.

In hadron colliders, the **energy of the quarks** and gluons that participate in the interaction is only a **fraction of the energy** of the colliding **protons**. To produce W- and Z-bosons with a mass of 80-90 GeV it was therefore needed to build an accelerator where the protons had an energy of 270 GeV.

→ **DECAY:** The **W and Z** bosons decay in most cases to hadrons but these decays cannot be identified among all the other hadrons created in $\bar{p}p$ collisions. Instead one looks for **decays to leptons**:

$$\bar{p} + p \rightarrow W^+ + X$$

$$\quad \quad \quad \searrow \rightarrow q' + \bar{q}$$

$$\bar{p} + p \rightarrow W^+ + X$$

$$\quad \quad \quad \searrow \rightarrow l^+ + \nu_l$$

$$\bar{p} + p \rightarrow W^- + X$$

$$\quad \quad \quad \searrow \rightarrow q' + \bar{q}$$

$$\bar{p} + p \rightarrow W^- + X$$

$$\quad \quad \quad \searrow \rightarrow l^- + \bar{\nu}_l$$

$$\bar{p} + p \rightarrow Z^0 + X$$

$$\quad \quad \quad \searrow \rightarrow q + \bar{q}$$

$$\bar{p} + p \rightarrow Z^0 + X$$

$$\quad \quad \quad \searrow \rightarrow l^+ + l^-$$

The lifetime of both the W and the Z is 3×10^{-25} s.


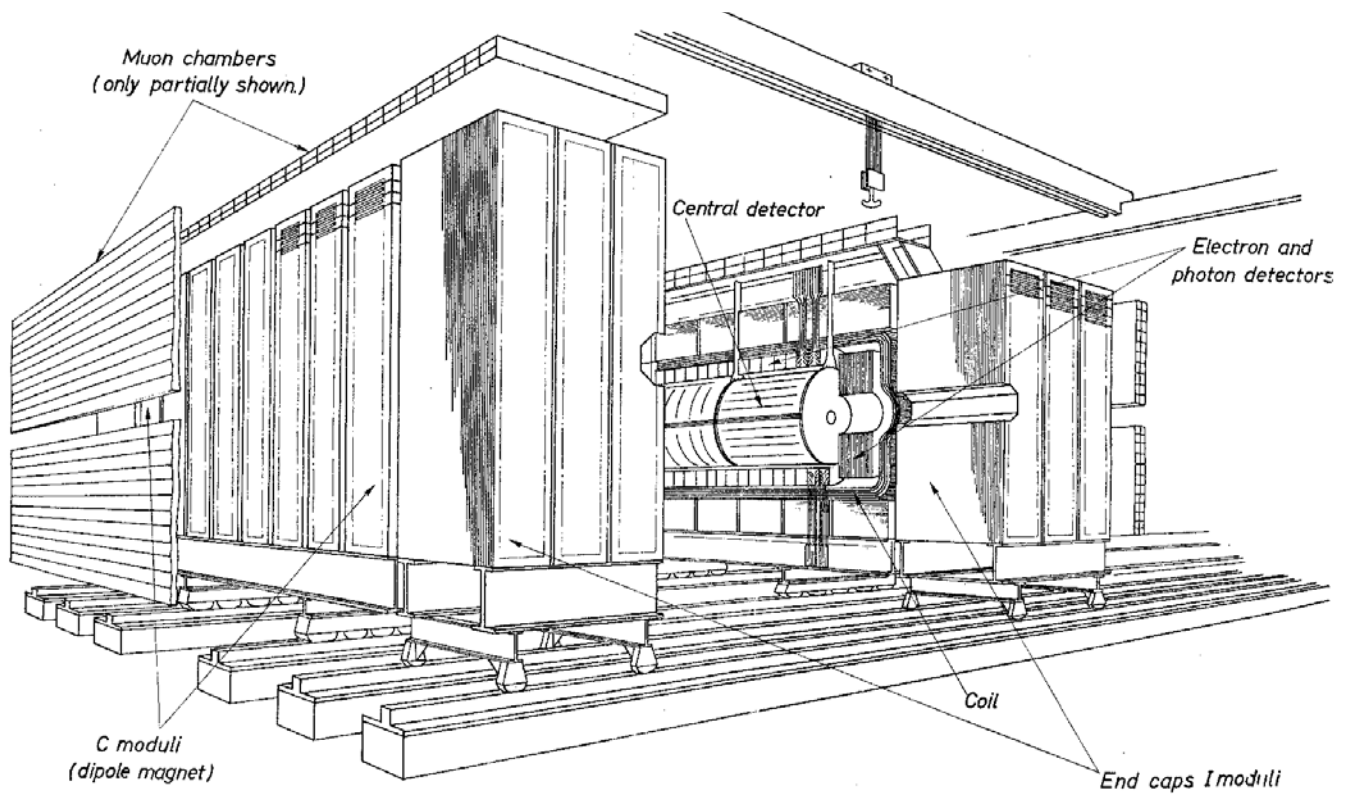


Figure 81: The UA1 experiment where the W and Z bosons were discovered.

THE W BOSON




Figure 82: A W event observed by the UA1 detector in 1982. A high transverse momentum electron is indicated by the arrow.

The signature of a W boson is:

- a lepton with **large momentum** ($>10 \text{ GeV}/c$) emitted at a wide angle to the beam ($>5^\circ$).
- large “**missing transverse momentum**” carried away by the neutrino.

Transverse Energy: $E_T = E \sin \theta$

Tranverse Momentum: $P_T = P \sin \theta$

where θ is the angle to the colliding beams.

- $E_T = P_T$ if the mass of a particle is small compared to its energy.
- If the **momentum of all particles** in a collision is added up the result should be **zero** (momentum conservation). Neutrinos can, however, not be detected and if the total momentum is different from zero the event is said to have **missing momentum** (or missing energy).

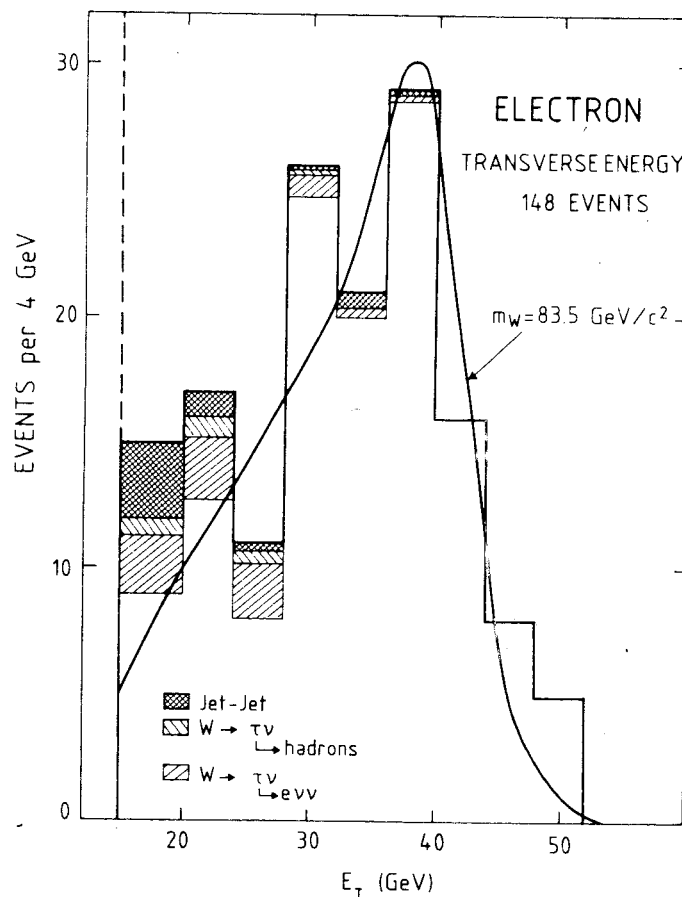


Figure 83: The UA1 transverse energy distribution of electrons in events with more than 15 GeV missing energy.

→ From the first 148 electron and 47 muon events recorded by the **UA1** it was estimated that

$$M_W = 83,5 \pm 2,8 \text{ GeV} \quad \Gamma_W \leq 6,5 \text{ GeV}$$

→ W bosons can be pair-produced in e^+e^- annihilation. From measurement at the **LEP** accelerator, the W mass and width is now estimated to be

$$M_W = 80,43 \pm 0,05 \text{ GeV} \quad \Gamma_W = 2,1 \pm 0,1 \text{ GeV}$$

→ The **branching ratios** of the leptonic decay modes of the W^\pm are measured to be about **11%** for each lepton generation.

THE Z BOSON

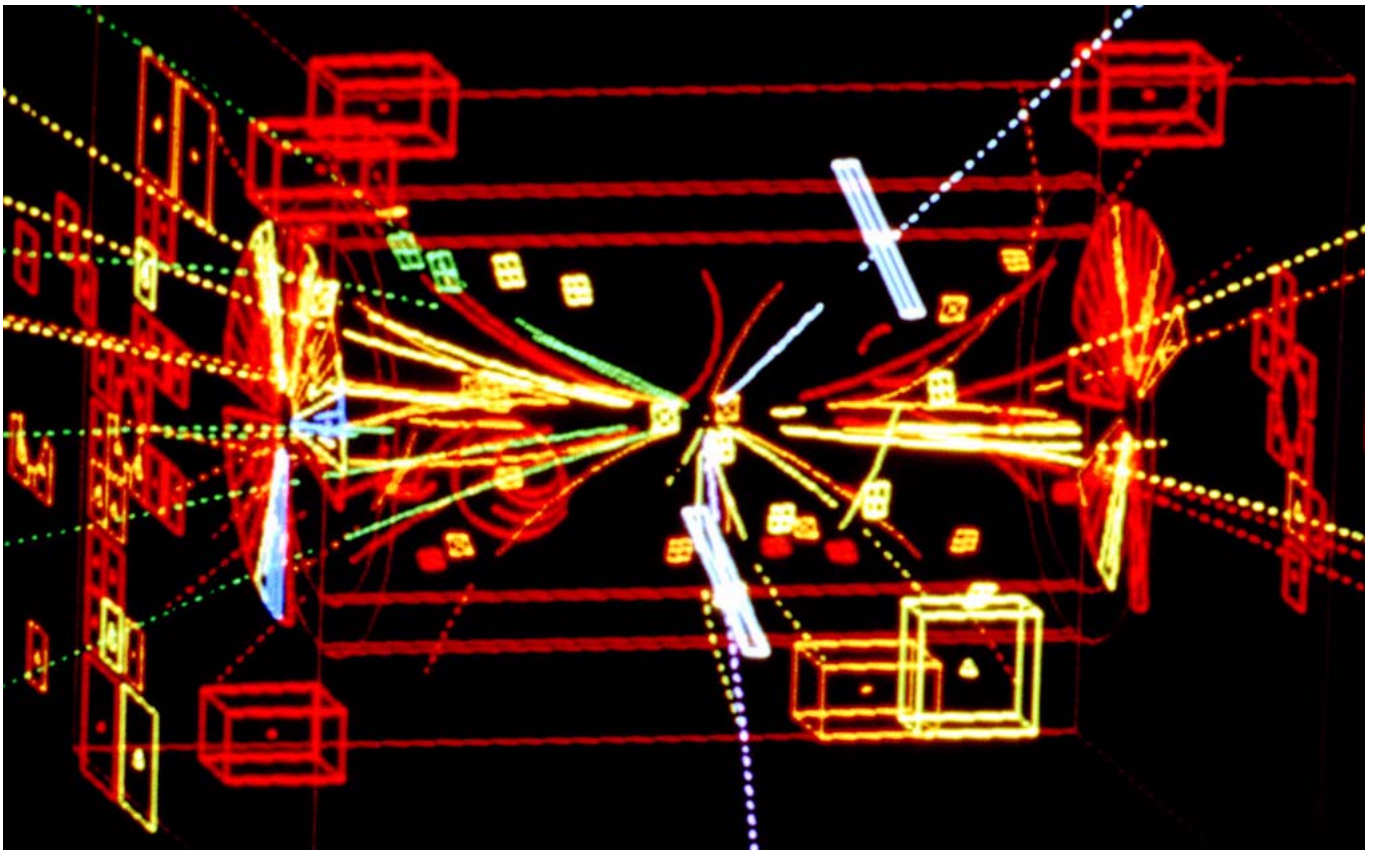
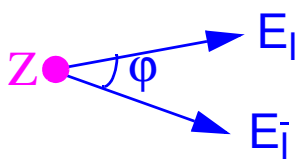


Figure 84: The production of a Z^0 event in the UA1 detector.

- The signature of a Z^0 boson created in $p\bar{p}$ collision is a **pair of leptons** with large transverse momenta.
- The mass of the Z^0 is given by the invariant **mass of the leptons**:



$$M_Z^2 = \overset{\text{if } m_l=0}{=} 2 E_l E_{\bar{l}} (1 - \cos \varphi)$$

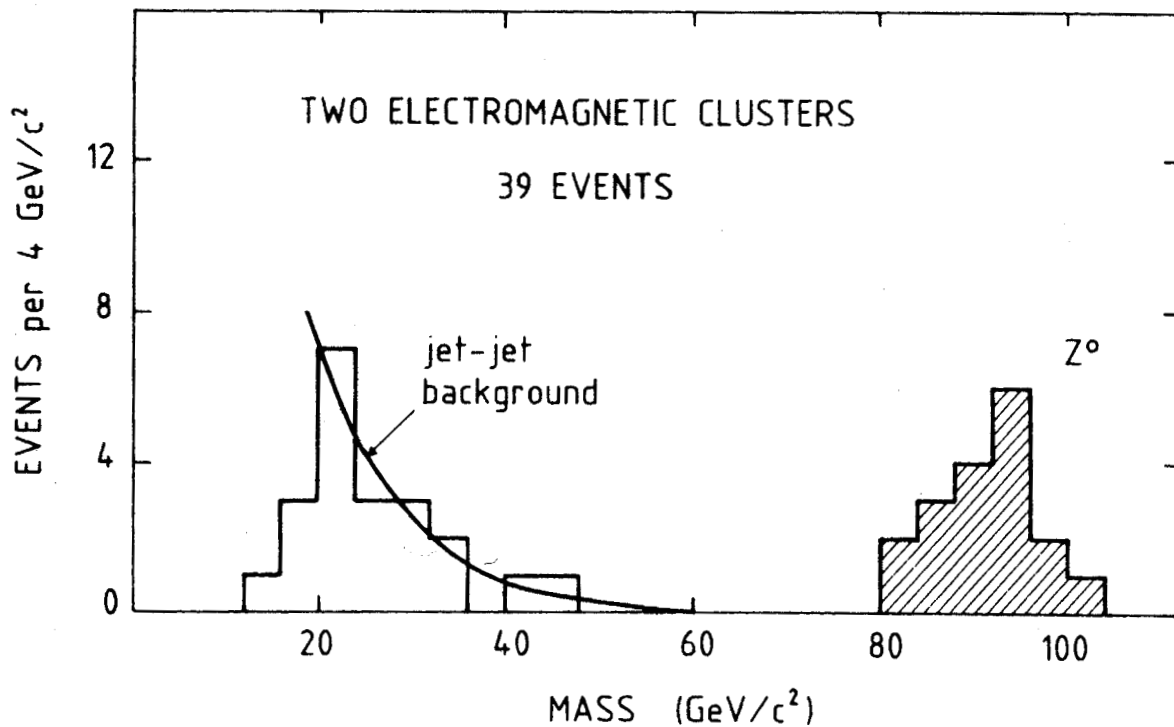


Figure 85: The UA1 mass distribution of pairs of electrons where each electron has $E_T > 8 \text{ GeV}$.

→ From the first 18 electron and 10 muon events recorded by the **UA1** it was estimated that

$$M_Z = 93,0 \pm 1,4 \text{ GeV} \quad \Gamma_Z \leq 8,1 \text{ GeV}$$

→ From measurement at the **LEP** accelerator, the Z mass and width is now estimated to be

$$M_Z = 91,188 \pm 0,002 \text{ GeV} \quad \Gamma_Z = 2,495 \pm 0,002 \text{ GeV}$$

The **branching ratios** of the leptonic decay modes of the Z are measured to be about **3%** for each lepton.

Charged current reactions

❖ **Charged current** reactions are reactions mediated by the charged **W**-bosons

➔ They can be divided up into

1) purely *leptonic* processes:

$$\mu^- \rightarrow e^- + \bar{\nu}_e + \nu_\mu \quad (96)$$

2) purely *hadronic* processes:

$$\Lambda \rightarrow \pi^- + p \quad (97)$$

3) *semileptonic* reactions:

$$n \rightarrow p + e^- + \bar{\nu}_e \quad (98)$$

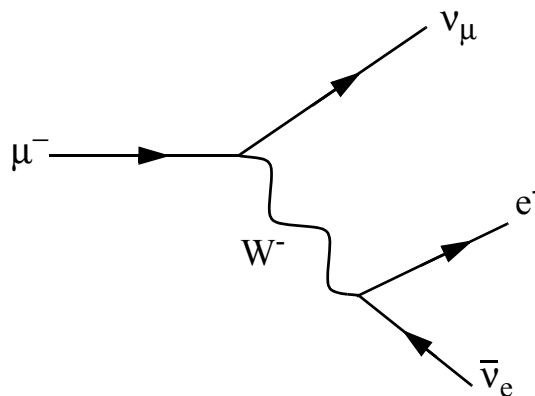


Figure 86: The dominant diagram for muon decay.

Reminder: All the electromagnetic interactions can be built from eight basic interactions:

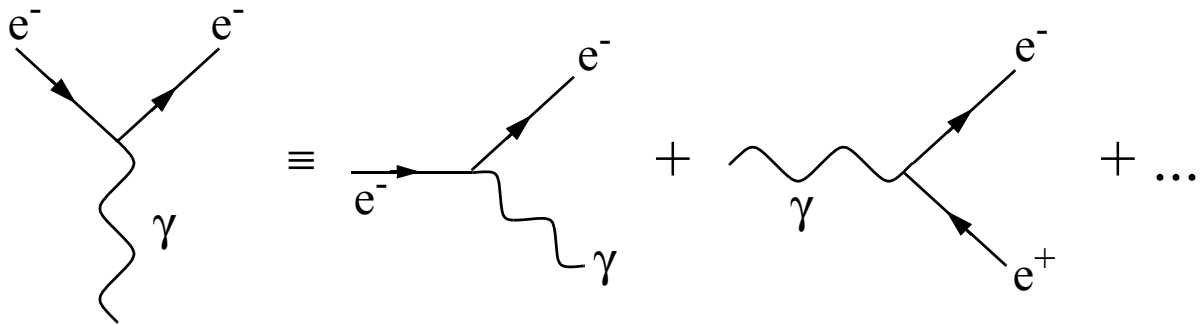


Figure 87: The basic vertex for electron-photon interactions.

❖ In a similar way, **leptonic weak interaction** processes can be built from a certain number of reactions corresponding to **basic vertices**:

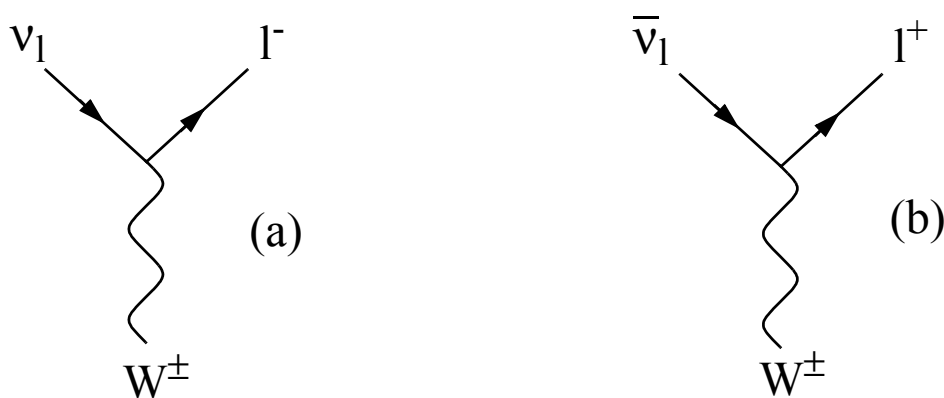


Figure 88: The two basic vertices for W^\pm -lepton interactions.

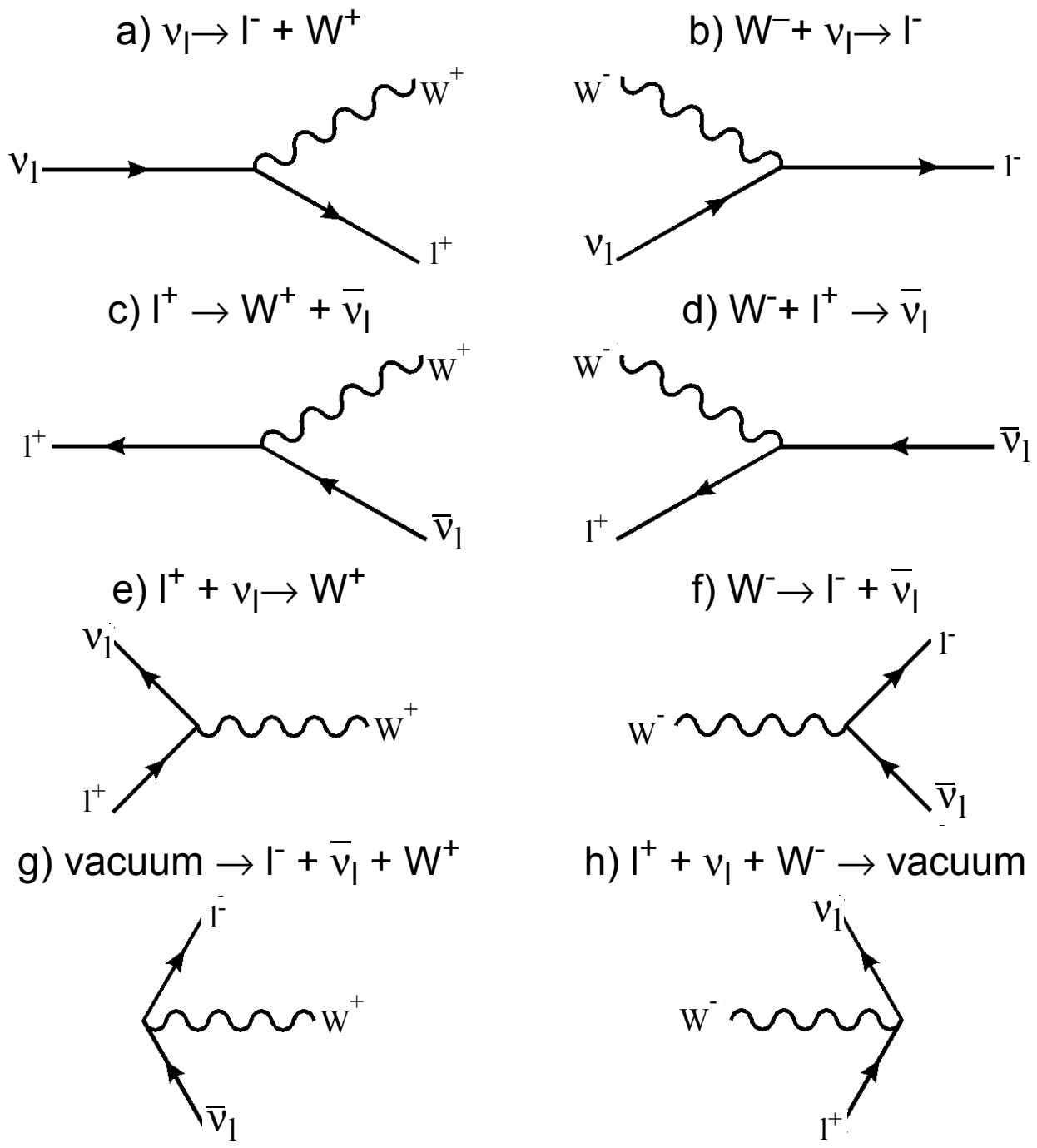


Figure 89: Eight basic reactions derived from the two basic W vertices. None of these processes, with the exception of e) and f) can occur by themselves since they do not conserve momentum and energy. e) and f) can occur by themselves if $M_W > M_l + M_{\nu_l}$ ($l = e, \mu, \tau$) in the W restframe.

❖ Weak interactions always **conserve the lepton numbers: L_e, L_μ, L_τ** .

Diagram-wise this conservation is guaranteed by:

- at each vertex, there is one arrow pointing in and one pointing out.
- lepton indices “l” are the same on both lines.

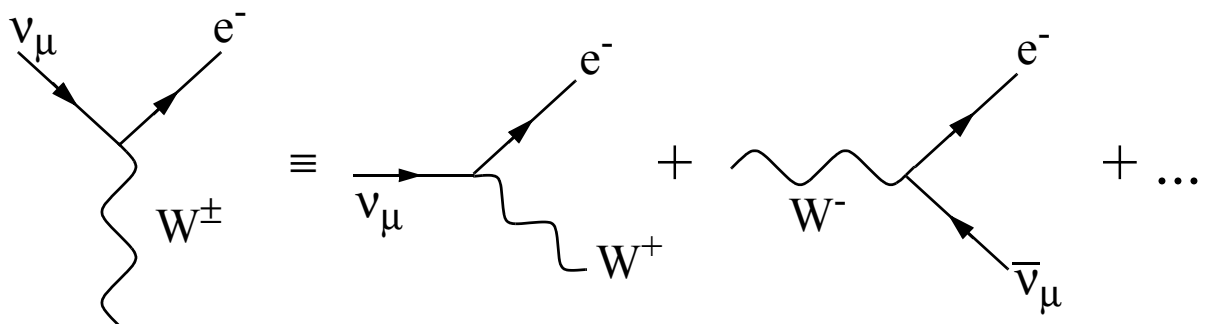


Figure 90: Vertices **violating** lepton number conservation.

❖ Leptonic vertices are characterized by the corresponding weak strength parameter α_W which do not depend on the lepton type involved.

→ From the decay rate of $W \rightarrow e\nu$, one can estimate α_W to the first order:

$$\Gamma(W \rightarrow e\nu) \approx 0,2 \text{ GeV} \quad (99)$$

→ Since the process involves only one vertex and lepton masses are negligible \Rightarrow

$$\Gamma(W \rightarrow e\nu) \approx \alpha_W M_W \approx 80 \alpha_W \text{ GeV} \quad (100)$$

which gives

$$\alpha_W \approx 0,003 = O(\alpha) \quad (101)$$

hence the strength of the weak interaction is comparable with that of the electromagnetic interaction for which $\alpha = 0,007$.

❖ An analogue of electron-electron scattering by photon exchange is the inverse muon decay:

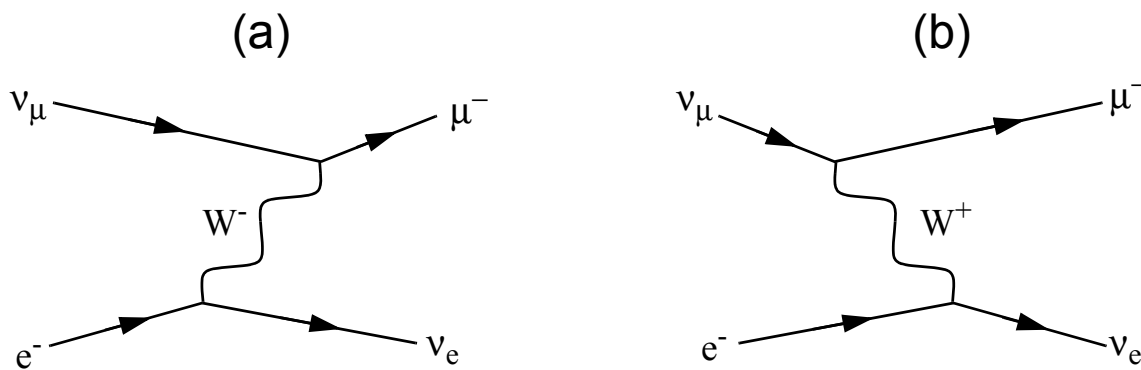
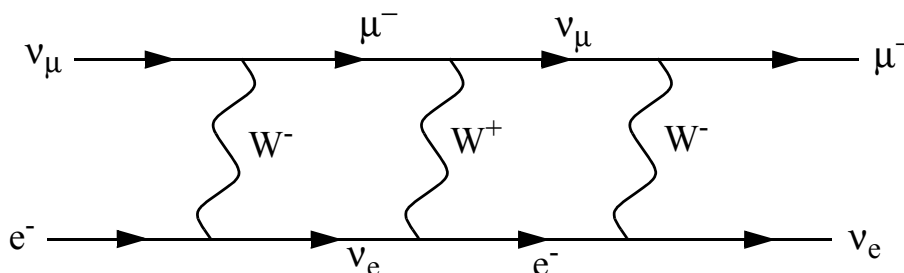


Figure 91: Time-ordered diagrams for inverse muon decay.

Time ordering implies changing the sign of the current !

➔ The above diagrams are of second order while the following diagram is of the **sixth order**



This diagram gives a **contribution of order α_W^6** to the total cross section while the second order diagram contributes α_W^2 .

❖ Since W bosons are very heavy, inverse muon decay can be approximated by a **zero-range interaction**:

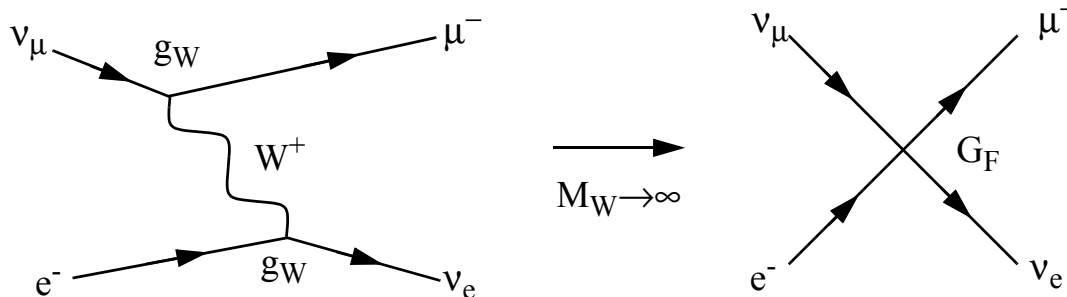


Figure 92: A low-energy zero-range interaction in muon decay.

- ➔ The strength of the zero-range interaction is given by the **Fermi coupling constant G_F** .
- ➔ Taking into account spin effects, the relation between α_W and G_F in the zero-range

approximation is:

$$\frac{G_F}{\sqrt{2}} = \frac{g_W^2}{M_W^2} = \frac{4\pi\alpha_W}{M_W^2}$$

where g_W is a **coupling constant** which characterize the strength at the charge current vertex:

$$\alpha_W \equiv g_W^2 / 4\pi = 0,004 \text{ to be compared with } \alpha = 0,007 .$$